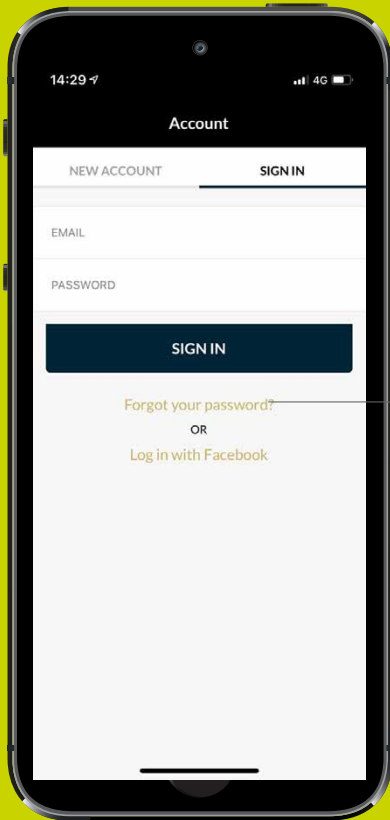


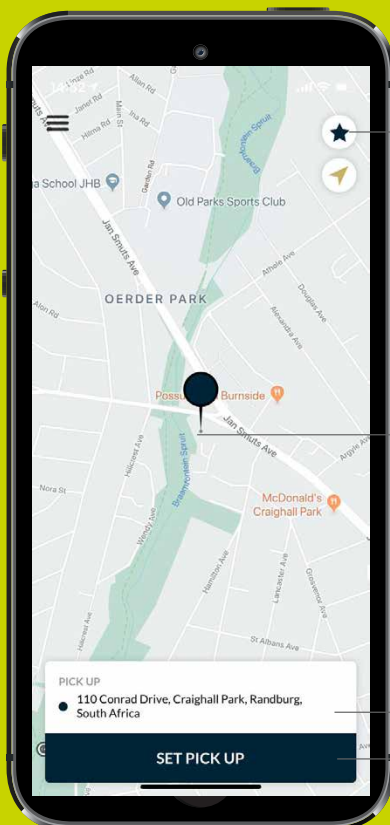
A GUIDE TO OUR USING OUR MOBILE APP



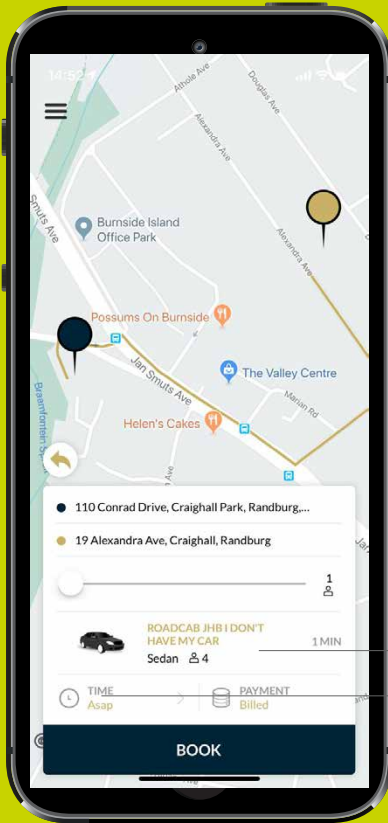
Once you have downloaded the “Road Trip Members” app from your APP store, you can create your APP account and a Road Trip representative will link you accordingly to give you access to the services.

Once this is done, you can start making Road Trip bookings directly from your phone for quick and easy trips.

- Forgot password button sends off a password reset to the policy holders registered email address
- Details will be remembered to allow automatic login after the first time

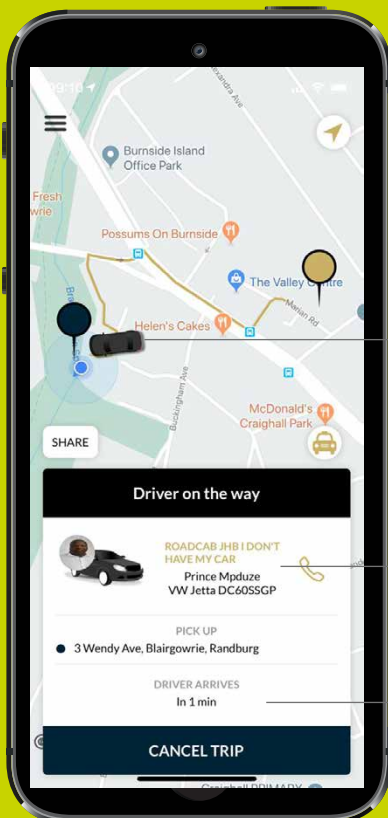


- Add location as favourites.
- Your location is automatically detected
- Address bar indicating your location, which can be changed to any collection point or venue
- Then click set pick up once you are happy that the collection point is accurate

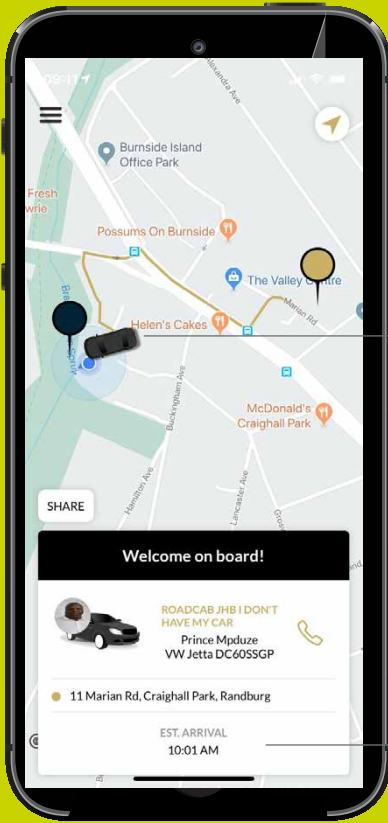


You will be given a breakdown of your collection point, drop off point and whether you would like to go as soon as possible or later

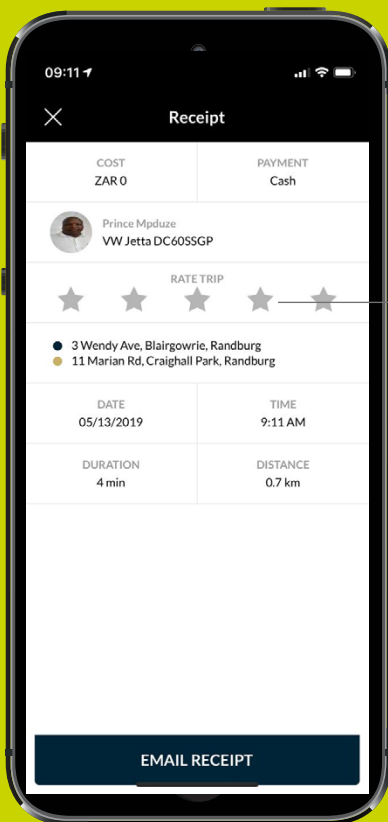
- You can choose the type of lift you would like - Chauffeur or Cab
- You can then click here to change the booking to a later date/time



- You will be shown confirmation of booking
- Real time icon of drivers location on map
- Once driver has accepted, the drivers name, car make and license plate number is displayed. You can call the driver directly from here
- Drivers arrival time



- Once you have been picked up, you are welcomed on board
- Real time icon of drivers location on map
- Arrival time to destination



- Once the trip is complete, you will get a summary screen
- You can rate the driver here

- Drop down menu allows you to manage their account, as well as view open & closed bookings

